

# *i-Ready* Receives High Ratings from NCII



*i-Ready* received high ratings in reading and mathematics from the National Center on Intensive Intervention (NCII) in all three categories that NCII reviews: Academic Screening, Academic Progress Monitoring, and Academic Intervention. NCII is a nationally recognized technical assistance center that is managed by the American Institutes for Research (AIR) that reviews available educational tools on the market. *i-Ready's* high ratings on Screening, Progress Monitoring, and Intervention signify that *i-Ready* can be used to identify students who may be at risk of poor academic outcomes, monitor students' academic progress, and serve as an academic intervention program that addresses students' specific needs.

## *i-Ready's* NCII Ratings

*i-Ready* was reviewed under three of NCII's Tools Charts: Academic Screening, Academic Progress Monitoring, and Academic Intervention.

1. The high ratings in **Academic Screening** signify that *i-Ready Diagnostic* meets NCII's rigorous technical standards and can be used to identify students at risk of poor academic outcomes, including those who may need intensive instruction as part of a response to intervention (RTI) or multi-tiered system of supports (MTSS) model. These ratings provide external evidence of *i-Ready Diagnostic's* rigorous design and should give educators confidence that it is appropriate to use this assessment to identify which students are at risk and in need of intensive intervention.
2. The high ratings in **Academic Progress Monitoring** signify that *i-Ready Diagnostic* and Growth Monitoring, when used together, satisfied NCII's standards for technical rigor and can be used to monitor the academic progress of students. These ratings should give educators confidence that it is appropriate to use *i-Ready Diagnostic* and Growth Monitoring to monitor students' academic progress.
3. The high ratings in **Academic Intervention** signify that two studies on the impact of *i-Ready Personalized Instruction* on striving students meet NCII's rigorous study quality standards. These ratings on study quality, in conjunction with the positive effect sizes reported by the researchers, should give educators confidence that *i-Ready Personalized Instruction* is an appropriate intervention for striving students.





**Together, these NCII ratings support the use of *i-Ready's* system of assessment and instruction as a solution for serving all students with high-quality screening, progress monitoring, and instruction, including students who may be at academic risk and in need of intensive intervention.**

# Summary of *i-Ready Diagnostic's* NCII Ratings: Academic Screening

Below is a summary of the results of NCII's review of *i-Ready Diagnostic* for the Academic Screening Tools Chart. For the full review, see [NCII's Academic Screening Tools Chart](#).












































































## NCII's Rating Rubric

The highest possible rating for an assessment would be "convincing evidence" in every category.

	= Convincing evidence
	= Partially convincing evidence
	= Unconvincing evidence
	= Data unavailable, which means it was not included in the submission

## Academic Screening Tools Chart:

### An Overview of *i-Ready Diagnostic's* Results

Grade	Classification Accuracy			Reliability	Validity	Sample Representativeness	Bias Analysis Conducted
	Fall	Winter	Spring				
<i>i-Ready Diagnostic</i> for Reading							
K						National with Cross-Validation	Yes
1							
2							
3							
4							
5							
6							
7							
8							
<i>i-Ready Diagnostic</i> for Mathematics							
3						National with Cross-Validation	Yes
4							
5							
6							
7							
8							





To learn more about the reliability and validity for Grades K–2 Mathematics, please refer to the *i-Ready Diagnostic Technical Manual*.

# Summary of *i-Ready Diagnostic's* NCII Ratings: Academic Progress Monitoring

Below is a summary of the results of NCII's review of *i-Ready Diagnostic* for the Academic Progress Monitoring Tools Chart. For the full review, see [NCII's Academic Progress Monitoring Tools Chart](#).










































































































## NCII's Rating Rubric

The highest possible rating for an assessment would be "convincing evidence" in every category.

	= Convincing evidence
	= Partially convincing evidence
	= Unconvincing evidence
	= Data unavailable, which means it was not included in the submission

## Academic Progress Monitoring Tools Chart:

### An Overview of *i-Ready Diagnostic* and Growth Monitoring's Results

Grade	Reliability	Validity	Bias Analysis Conducted	Sensitivity		Alternate Forms	Decision Rules	
				Reliability of the Slope	Validity of the Slope		Setting and Revising Goals	Changing Instruction
<i>i-Ready Diagnostic</i> and Growth Monitoring for Reading								
K			Yes					
1								
2								
3								
4								
5								
6								
7								
8								
<i>i-Ready Diagnostic</i> and Growth Monitoring for Mathematics								
3			Yes					
4								
5								
6								
7								
8								





To learn more about the reliability and validity for Grades K–2 Mathematics, please refer to the *i-Ready Diagnostic Technical Manual*.

# Summary of *i-Ready Personalized Instruction's* NCII Ratings: Academic Intervention

Below is a summary of the results of NCII's review of *i-Ready Personalized Instruction* for the Academic Intervention Tools Chart. For the full review, see [NCII's Academic Intervention Tools Chart](#).











## NCII's Rating Rubric

The highest possible rating for an assessment would be "convincing evidence" in every category.

	= Convincing evidence
	= Partially convincing evidence
	= Unconvincing evidence
	= Data unavailable, which means it was not included in the submission

## Academic Intervention Tools Chart:

### An Overview of *i-Ready Personalized Instruction's* Results

	Participants	Study Design	Fidelity of Intervention	Targeted Measures	Broader Measures
<i>i-Ready Personalized Instruction</i> for Reading					
<i>i-Ready Personalized Instruction</i> for Math					

To learn more about the efficacy of *i-Ready Personalized Instruction* for Grades K–8, please visit [CurriculumAssociates.com/iReadyResearch](https://CurriculumAssociates.com/iReadyResearch).

## About NCII

NCII's mission is to build the capacity of education agencies and stakeholders to support the implementation of intensive interventions in literacy, mathematics, and behavior for students with severe and persistent learning and/or behavioral needs. These interventions often take place in the context of an MTSS, including an RTI model or special education services. Funded by the US Department of Education's Office of Special Education Programs and administered by AIR, NCII reviews assessments and educational programs that can serve a role in RTI or MTSS processes and publishes Tools Charts that rate the technical rigor of assessment tools and studies on intervention programs.